



- **Tipologia WC:** sospeso
- **Tipologia installazione:** mattoni
- **Volume scarico:** 6/3 (pre-regolato), 4,5/3, 4/2 l
- **Posizione placca:** frontale
- **Materiale fissaggio:** incluso
- **Kit tubi pneumatico remoto:** non incluso


- **WC type:** wall-hung pans
- **Installation:** masonry walls
- **Flush volume:** 6/3 (standard setting), 4.5/3, 4/2 l
- **Plate position:** front
- **Fixing material:** included
- **Pneumatic hoses kit for remote installation:** not included

- **Typologie WC :** suspendu
- **Typologie installation :** briques
- **Volume chasse d'eau :** 6/3 (pré-réglé), 4,5/3, 4/2 l
- **Emplacement command :** frontal
- **Matériel de fixation :** inclus
- **Kit tuyaux pneumatique à distance :** non inclus

COD.	Mod.	Rivestimento Covering - Revêtement	SxLxH	Curva Bend - Coude	
VS0858102	mec	rete e foderina - net and lining - crépine et fourreau	86x484x1072	Ø 90 - L 400	1
VS0858152	pneu	rete e foderina - net and lining - crépine et fourreau	86x484x1072	Ø 90 - L 400	1
VS0858121	electro	rete e foderina - net and lining - crépine et fourreau	86x484x1072	Ø 90 - L 400	1

Raccordi di passaggio per lo scarico a pagina 91. - Fittings for connection to waste at page 91. - Raccords de passage pour l'évacuation page 91.

	Pz - Pcs	HxLxP	kg	m ³
	1	830x610x145	7,3	0,073

	Pz - Pcs	HxLxP	kg	m ³
	16	1350x1200x860	125	1,62